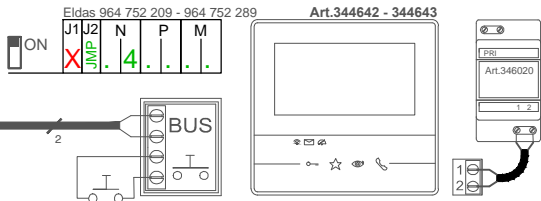


* 1-4 (Strang / Colonne montante / Montante)

X (Entfernen Sie J1 / Retirez le J1 / Rimuovi J1)

Info: X^!`a!`a!`c^!`a^!`s^!, ^} a^} /Dwa^!`A^!`Bea^!`A!`ca...
Utilizzare cavi twistati Art.336904 - Eldas 101 282 009

21 INT 1.2/00



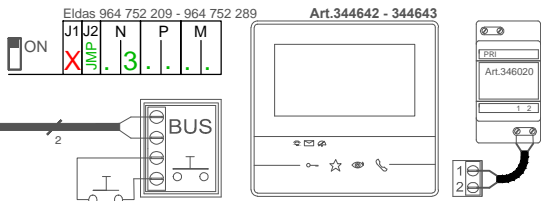
Eldas 964 752 209 - 964 752 289

Art.344642 - 344643

Etagen-Taster
U. . . | a / C o s ^ A
Chiamata al piano

Entfernen Sie J1
Retirez le J1
Rimuovi J1

Art.346020
Eldas 964 930 490



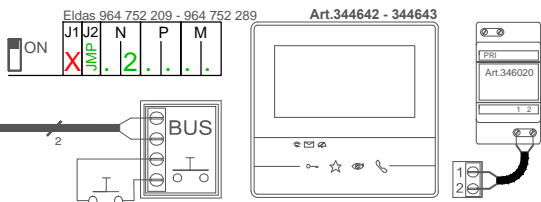
Eldas 964 752 209 - 964 752 289

Art.344642 - 344643

Etagen-Taster
U. . . | a / C o s ^ A
Chiamata al piano

Entfernen Sie J1
Retirez le J1
Rimuovi J1

Art.346020
Eldas 964 930 490



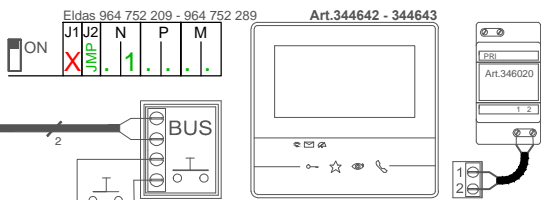
Eldas 964 752 209 - 964 752 289

Art.344642 - 344643

Etagen-Taster
U. . . | a / C o s ^ A
Chiamata al piano

Entfernen Sie J1
Retirez le J1
Rimuovi J1

Art.346020
Eldas 964 930 490



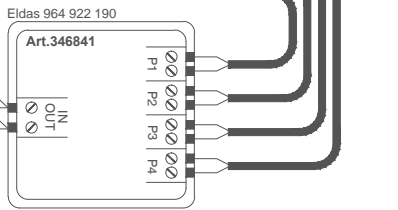
Eldas 964 752 209 - 964 752 289

Art.344642 - 344643

Etagen-Taster
U. . . | a / C o s ^ A
Chiamata al piano

Entfernen Sie J1
Retirez le J1
Rimuovi J1

Art.346020
Eldas 964 930 490



Eldas 964 922 190

Art.346841

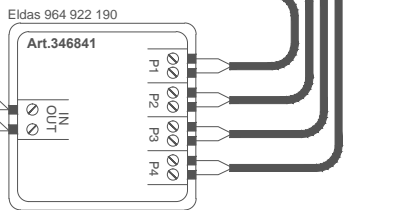
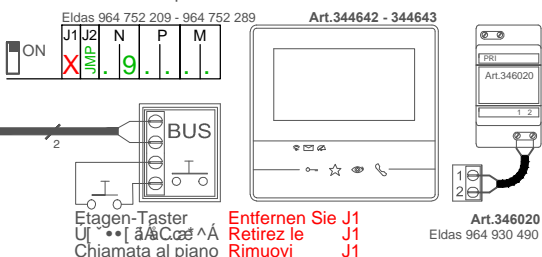
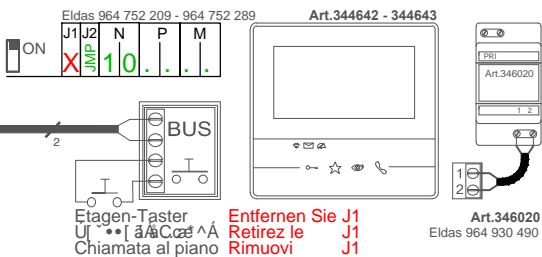
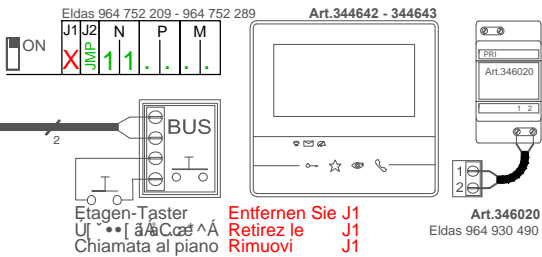
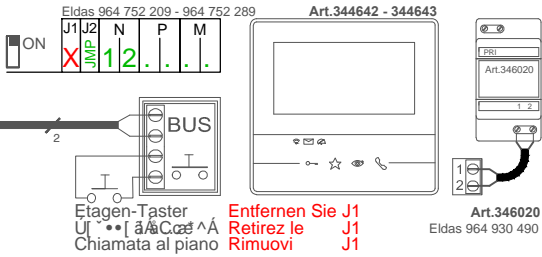
P1
P2
P3
P4

21 TAB 1.1/00

* 1-4 (Strang / Colonne montante / Montante)
X (Entfernen Sie J1 / Retirez le J1 / Rimuovi J1)

Info: X^i|a|q|c^A^a^|c^i, ^} a\} A^M^a^|c^A^&e^a^|c^i^c^a^..
 Utilizzare cavi twistati Art.336904 - Eldas 101 282 009

21 INT 1.4/00
 *1

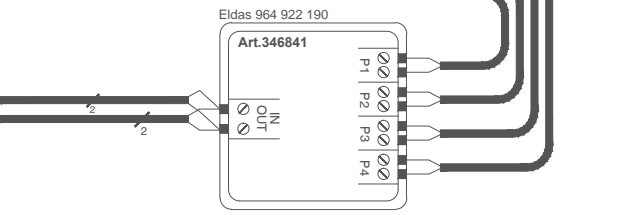
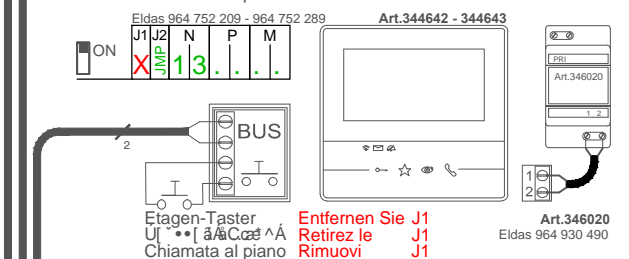
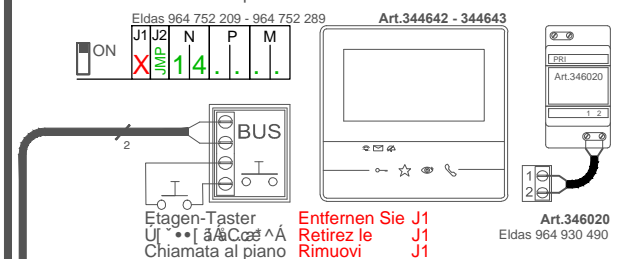
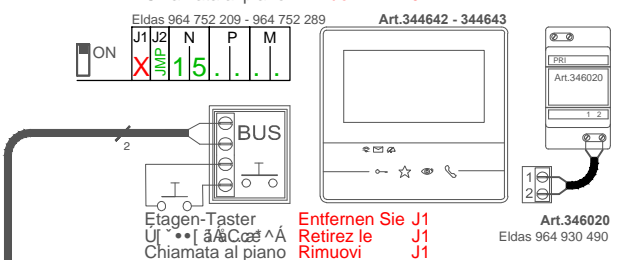
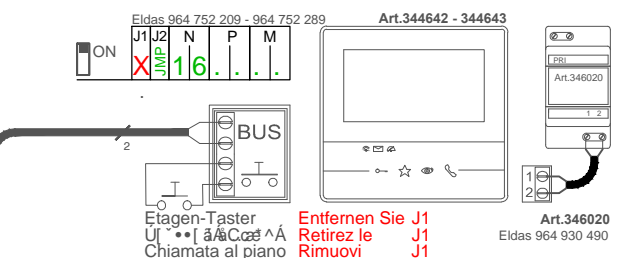


*1
 21 INT 1.2/00

* 1-4 (Strang / Colonne montante / Montante)
X (Entfernen Sie J1 / Retirez le J1 / Rimuovi J1)

Info: X...
Utilizzare cavi twistati Art.336904 - Eldas 101 282 009

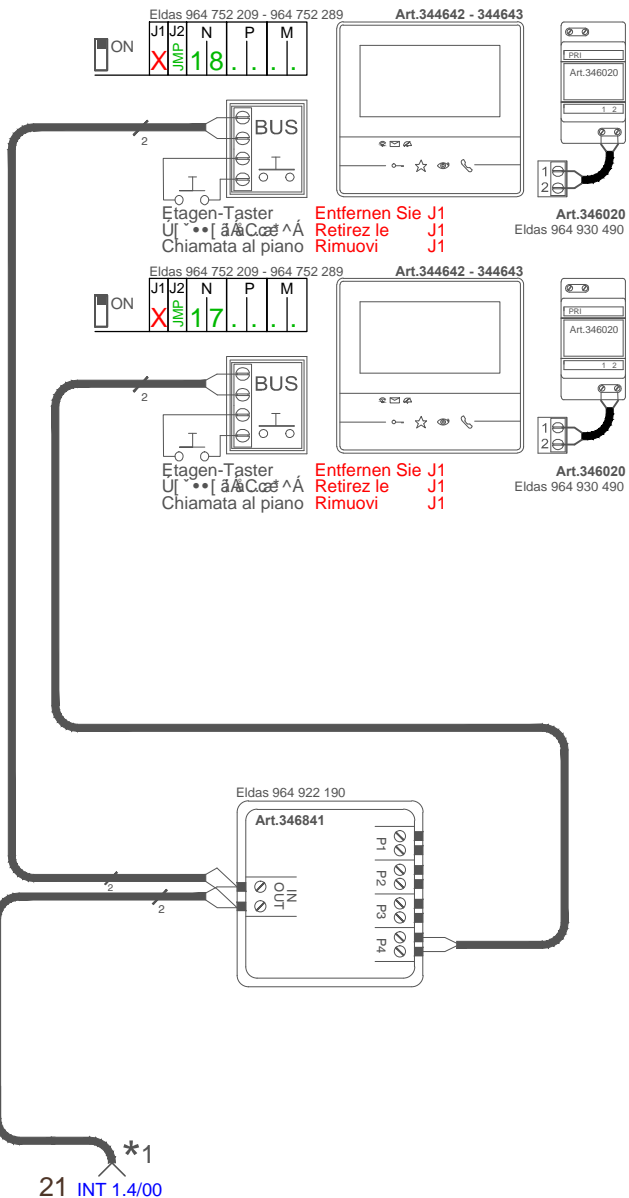
21 INT 1.5/00 *1



21 INT 1.3/00 *1

* 1-4 (Strang / Colonne montante / Montante)
X (Entfernen Sie J1 / Retirez le J1 / Rimuovi J1)

Info: X^!á!á!c^Áæ^!á^! ^}á}ÁVá^!Á^Áéá!Á!á...
 Utilizzare cavi twistati Art.336904 - Eldas 101 282 009



*1
 21 INT 1.4/00