





\* 1-4 (Strang / Colonne montante / Montante)

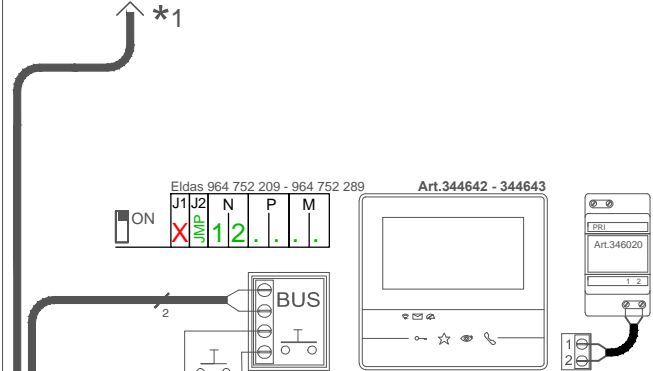
**X (Entfernen Sie J1 / Retirez le J1 / Rimuovi J1)**

Info: X^i|à|q|c|Á|æ|/|ç|, |^| } à\} Á|W|ã|/|á|/|&|è|/|Á| |•|æ|..|

Utilizzare cavi twistati Art.336904 - Eldas 101 282 009

21 INT 1.4/00

\*1



Eldas 964 752 209 - 964 752 289

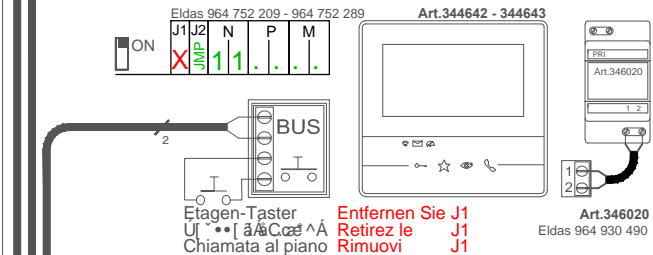
Art.344642 - 344643



Etagen-Taster  
 U|•|•|á|C|æ|/|Á|  
 Chiamata al piano

Entfernen Sie J1  
 Retirez le J1  
 Rimuovi J1

Art.346020  
 Eldas 964 930 490



Eldas 964 752 209 - 964 752 289

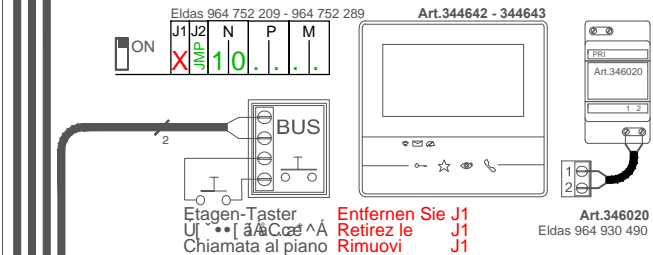
Art.344642 - 344643



Etagen-Taster  
 U|•|•|á|C|æ|/|Á|  
 Chiamata al piano

Entfernen Sie J1  
 Retirez le J1  
 Rimuovi J1

Art.346020  
 Eldas 964 930 490



Eldas 964 752 209 - 964 752 289

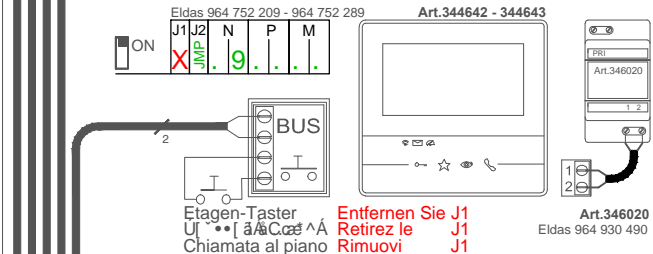
Art.344642 - 344643



Etagen-Taster  
 U|•|•|á|C|æ|/|Á|  
 Chiamata al piano

Entfernen Sie J1  
 Retirez le J1  
 Rimuovi J1

Art.346020  
 Eldas 964 930 490



Eldas 964 752 209 - 964 752 289

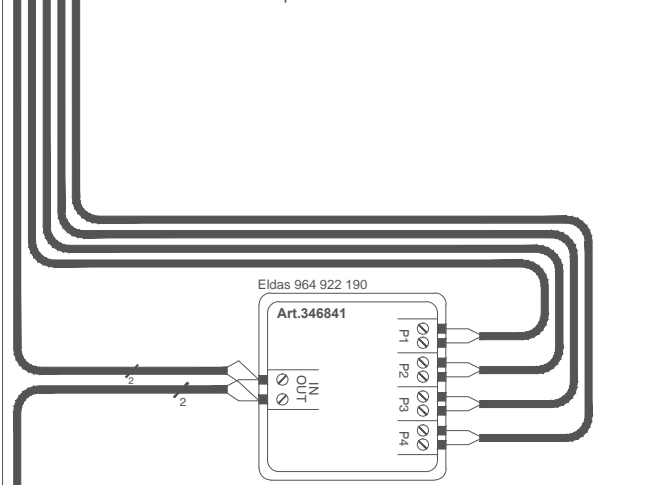
Art.344642 - 344643



Etagen-Taster  
 U|•|•|á|C|æ|/|Á|  
 Chiamata al piano

Entfernen Sie J1  
 Retirez le J1  
 Rimuovi J1

Art.346020  
 Eldas 964 930 490



Eldas 964 922 190

Art.346841

P1  
 P2  
 P3  
 P4

21 INT 1.2/00

\*1



\* 1-4 (Strang / Colonne montante / Montante)

**X (Entfernen Sie J1 / Retirez le J1 / Rimuovi J1)**

Info: X^i à i q c A a a | c ^ i , ^ } à } A W a a | c ^ i ^ a e a | c ^ i : c a . .

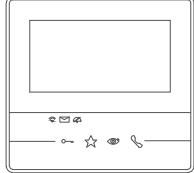
Utilizzare cavi twistati Art.336904 - Eldas 101 282 009

21 INT 1.6/00

Eldas 964 752 209 - 964 752 289

Art.344642 - 344643

ON	J1	J2	N	P	M
	X	2	0	.	.



Etagen-Taster  
 U | • • | a A C e e ^ A  
 Chiamata al piano

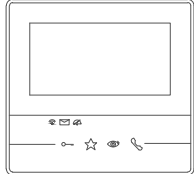
**Entfernen Sie J1**  
**Retirez le J1**  
**Rimuovi J1**

Art.346020  
 Eldas 964 930 490

Eldas 964 752 209 - 964 752 289

Art.344642 - 344643

ON	J1	J2	N	P	M
	X	1	9	.	.



Etagen-Taster  
 U | • • | a A C e e ^ A  
 Chiamata al piano

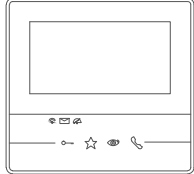
**Entfernen Sie J1**  
**Retirez le J1**  
**Rimuovi J1**

Art.346020  
 Eldas 964 930 490

Eldas 964 752 209 - 964 752 289

Art.344642 - 344643

ON	J1	J2	N	P	M
	X	1	8	.	.



Etagen-Taster  
 U | • • | a A C e e ^ A  
 Chiamata al piano

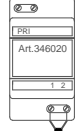
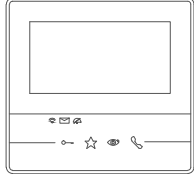
**Entfernen Sie J1**  
**Retirez le J1**  
**Rimuovi J1**

Art.346020  
 Eldas 964 930 490

Eldas 964 752 209 - 964 752 289

Art.344642 - 344643

ON	J1	J2	N	P	M
	X	1	7	.	.

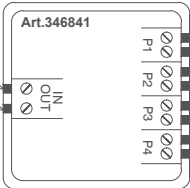


Etagen-Taster  
 U | • • | a A C e e ^ A  
 Chiamata al piano

**Entfernen Sie J1**  
**Retirez le J1**  
**Rimuovi J1**

Art.346020  
 Eldas 964 930 490

Eldas 964 922 190



21 INT 1.4/00



\* 1-4 (Strang / Colonne montante / Montante)

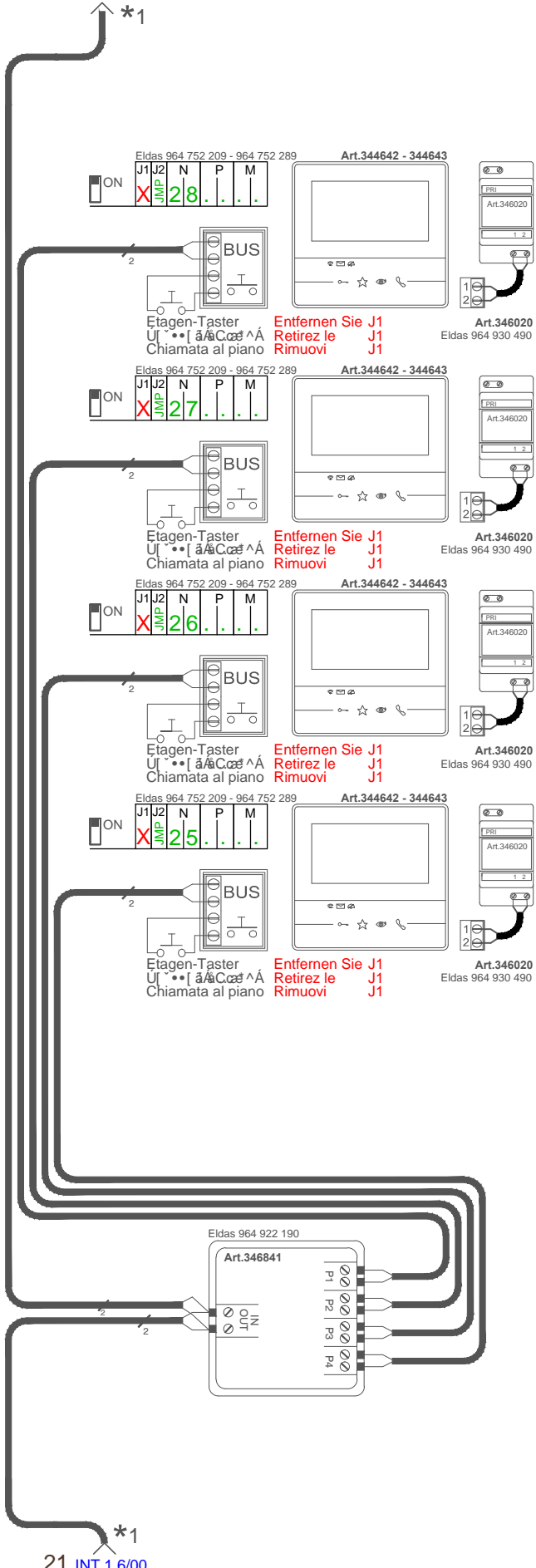
**X (Entfernen Sie J1 / Retirez le J1 / Rimuovi J1)**

Info: X^i^a^i^c^A^a^i^s^i^ } a^ } A^W^a^i^s^A^B^a^A^i^c^a^..

Utilizzare cavi twistati Art.336904 - Eldas 101 282 009

21 INT 1.8/00

\*1



Eldas 964 752 209 - 964 752 289

Art.344642 - 344643

J1	J2	N	P	M
X	2	8	.	.

Etagen-Taster  
 U<sup>1</sup> • • [ a C a A  
 Chiamata al piano

Entfernen Sie J1  
 Retirez le J1  
 Rimuovi J1

Art.346020  
 Eldas 964 930 490

Eldas 964 752 209 - 964 752 289

Art.344642 - 344643

J1	J2	N	P	M
X	2	7	.	.

Etagen-Taster  
 U<sup>1</sup> • • [ a C a A  
 Chiamata al piano

Entfernen Sie J1  
 Retirez le J1  
 Rimuovi J1

Art.346020  
 Eldas 964 930 490

Eldas 964 752 209 - 964 752 289

Art.344642 - 344643

J1	J2	N	P	M
X	2	6	.	.

Etagen-Taster  
 U<sup>1</sup> • • [ a C a A  
 Chiamata al piano

Entfernen Sie J1  
 Retirez le J1  
 Rimuovi J1

Art.346020  
 Eldas 964 930 490

Eldas 964 752 209 - 964 752 289

Art.344642 - 344643

J1	J2	N	P	M
X	2	5	.	.

Etagen-Taster  
 U<sup>1</sup> • • [ a C a A  
 Chiamata al piano

Entfernen Sie J1  
 Retirez le J1  
 Rimuovi J1

Art.346020  
 Eldas 964 930 490

Eldas 964 922 190

Art.346841

P1  
 P2  
 P3  
 P4

21 INT 1.6/00

\*1







\* 1-4 (Strang / Colonne montante / Montante)

**X (Entfernen Sie J1 / Retirez le J1 / Rimuovi J1)**

Info: X^i^a^i^c^A^a^i^s^i^ }^a^}^A^W^a^i^s^A^S^a^A^i^o^a^..

Utilizzare cavi twistati Art.336904 - Eldas 101 282 009

