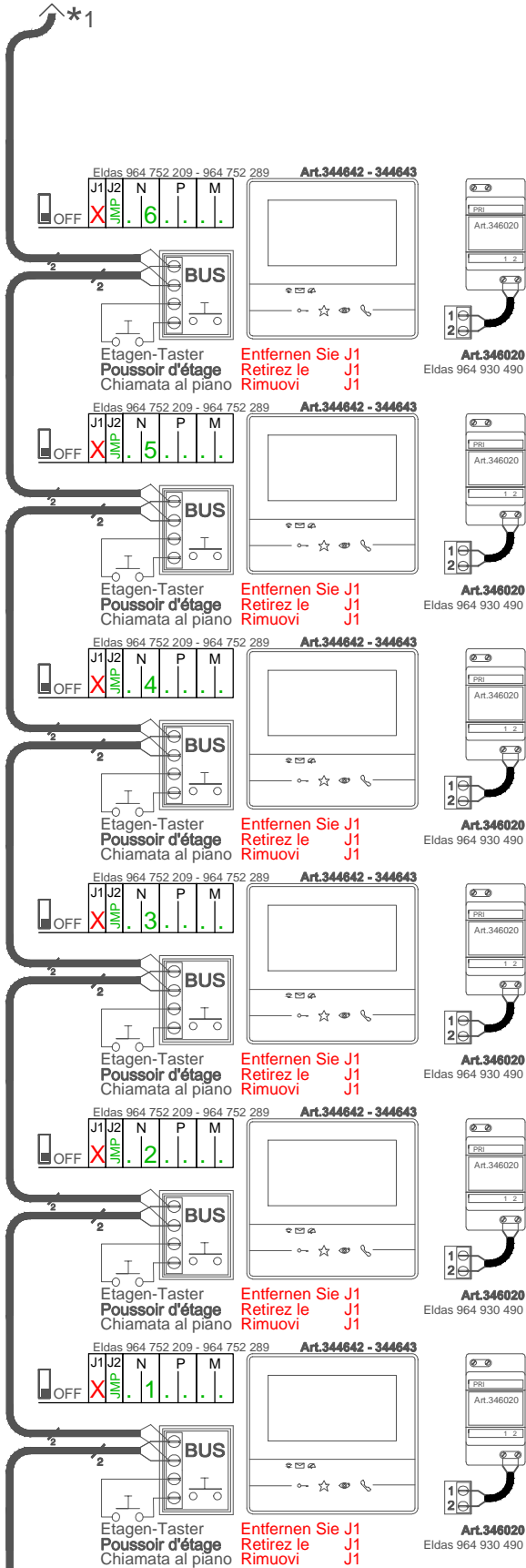


* 1-4 (Strang / Colonne montante / Montante)
X (Entfernen Sie J1 / Retirez le J1 / Rimuovi J1)

Info: Verdrillte kabel verwenden / Utiliser des câbles torsadés
 Utilizzare cavi twistati Art.336904 - Eldas 101 282 009

21 INT 1.2/00

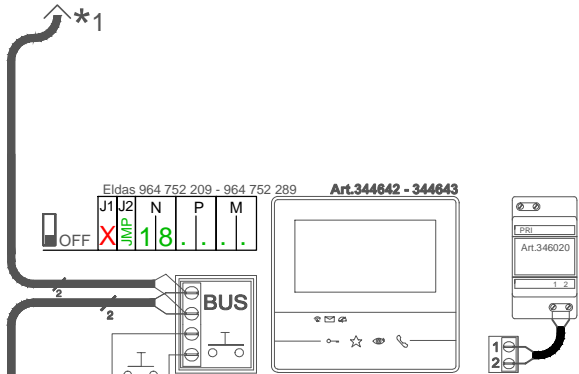


21 TAB 1.1/00

*** 1-4 (Strang / Colonne montante / Montante)**
X (Entfernen Sie J1 / Retirez le J1 / Rimuovi J1)

Info: **Verdrillte kabel verwenden / Utiliser des câbles torsadés**
Utilizzare cavi twistati Art.336904 - Eldas 101 282 009

21 INT 1.4/00



Eldas 964 752 209 - 964 752 289

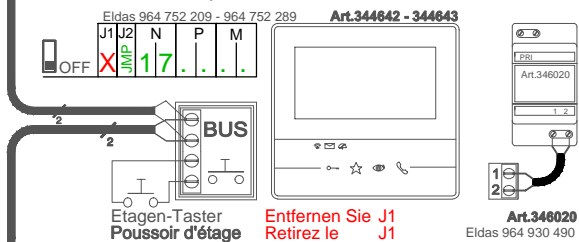
Art.344642 - 344643

J1 J2 N P M
 OFF X J1 J1 1 8

Etagen-Taster
Poussoir d'étage
 Chiamata al piano

Entfernen Sie J1
Retirez le J1
Rimuovi J1

Art.346020
 Eldas 964 930 490



Eldas 964 752 209 - 964 752 289

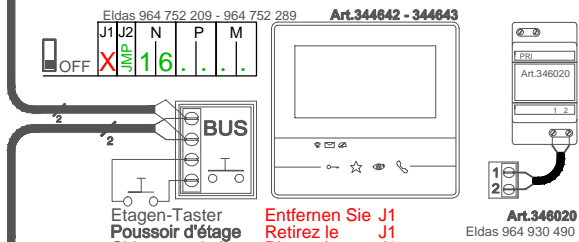
Art.344642 - 344643

J1 J2 N P M
 OFF X J1 J1 1 7

Etagen-Taster
Poussoir d'étage
 Chiamata al piano

Entfernen Sie J1
Retirez le J1
Rimuovi J1

Art.346020
 Eldas 964 930 490



Eldas 964 752 209 - 964 752 289

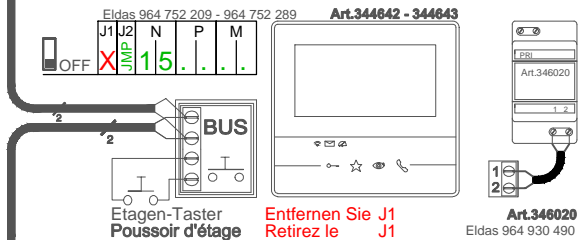
Art.344642 - 344643

J1 J2 N P M
 OFF X J1 J1 1 6

Etagen-Taster
Poussoir d'étage
 Chiamata al piano

Entfernen Sie J1
Retirez le J1
Rimuovi J1

Art.346020
 Eldas 964 930 490



Eldas 964 752 209 - 964 752 289

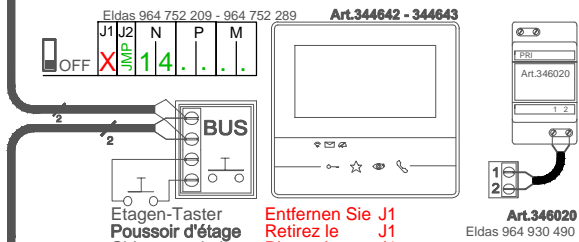
Art.344642 - 344643

J1 J2 N P M
 OFF X J1 J1 1 5

Etagen-Taster
Poussoir d'étage
 Chiamata al piano

Entfernen Sie J1
Retirez le J1
Rimuovi J1

Art.346020
 Eldas 964 930 490



Eldas 964 752 209 - 964 752 289

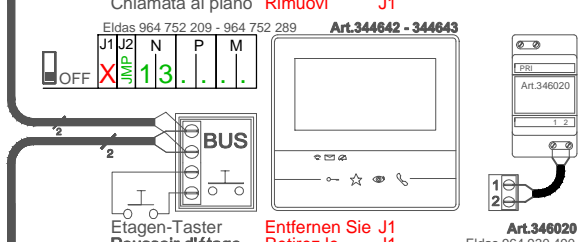
Art.344642 - 344643

J1 J2 N P M
 OFF X J1 J1 1 4

Etagen-Taster
Poussoir d'étage
 Chiamata al piano

Entfernen Sie J1
Retirez le J1
Rimuovi J1

Art.346020
 Eldas 964 930 490



Eldas 964 752 209 - 964 752 289

Art.344642 - 344643

J1 J2 N P M
 OFF X J1 J1 1 3

Etagen-Taster
Poussoir d'étage
 Chiamata al piano

Entfernen Sie J1
Retirez le J1
Rimuovi J1

Art.346020
 Eldas 964 930 490

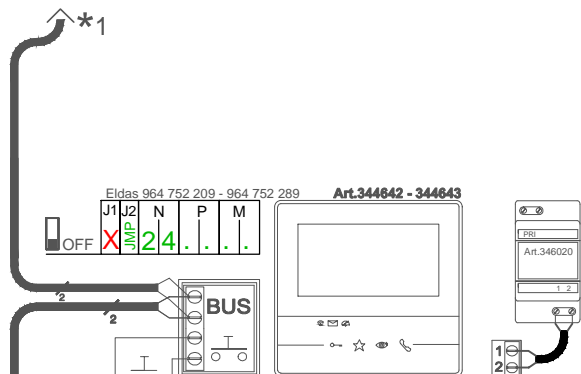
21 INT 1.2/00

* 1-4 (Strang / Colonne montante / Montante)

X (Entfernen Sie J1 / Retirez le J1 / Rimuovi J1)

Info: Verdrillte kabel verwenden / Utiliser des câbles torsadés
 Utilizzare cavi twistati Art.336904 - Eldas 101 282 009

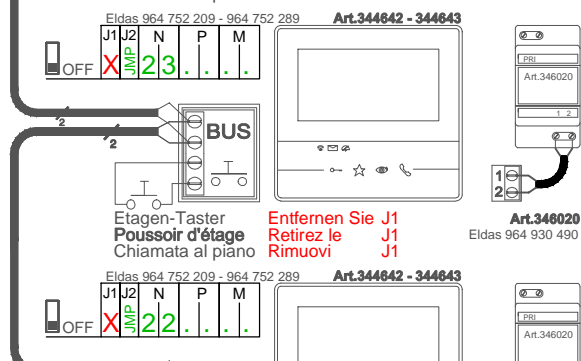
21 INT 1.5/00



Eldas 964 752 209 - 964 752 289 **Art.344642 - 344643**

Entfernen Sie J1
Retirez le J1
Rimuovi J1

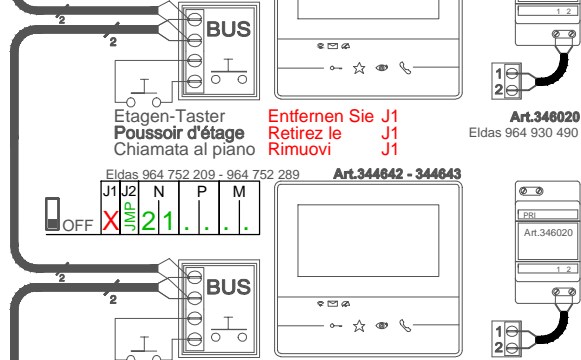
Art.346020
 Eldas 964 930 490



Eldas 964 752 209 - 964 752 289 **Art.344642 - 344643**

Entfernen Sie J1
Retirez le J1
Rimuovi J1

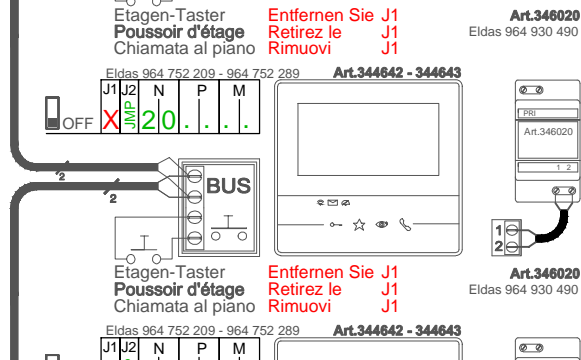
Art.346020
 Eldas 964 930 490



Eldas 964 752 209 - 964 752 289 **Art.344642 - 344643**

Entfernen Sie J1
Retirez le J1
Rimuovi J1

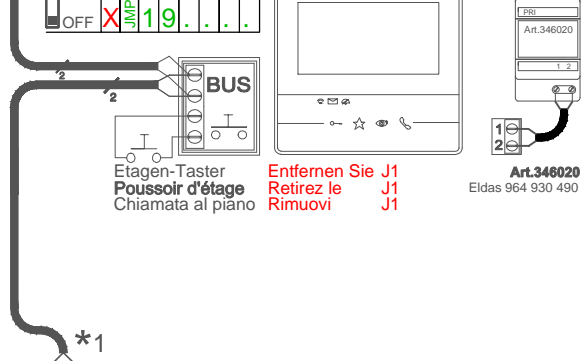
Art.346020
 Eldas 964 930 490



Eldas 964 752 209 - 964 752 289 **Art.344642 - 344643**

Entfernen Sie J1
Retirez le J1
Rimuovi J1

Art.346020
 Eldas 964 930 490



Eldas 964 752 209 - 964 752 289 **Art.344642 - 344643**

Entfernen Sie J1
Retirez le J1
Rimuovi J1

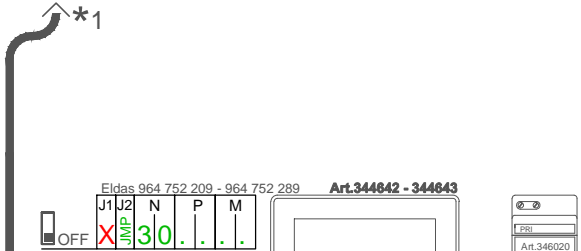
Art.346020
 Eldas 964 930 490

21 INT 1.3/00

* 1-4 (Strang / Colonne montante / Montante)
 X (Entfernen Sie J1 / Retirez le J1 / Rimuovi J1)

Info: Verdrillte kabel verwenden / Utiliser des câbles torsadés
 Utilizzare cavi twistati Art.336904 - Eldas 101 282 009

21 INT 1.6/00

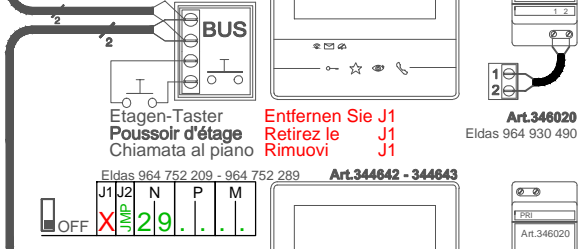


Eldas 964 752 209 - 964 752 289 **Art.344642 - 344643**

J1 J2 N P M
 OFF X J1 30 . . .

Entfernen Sie J1
 Retirez le J1
 Rimuovi J1

Art.346020
 Eldas 964 930 490

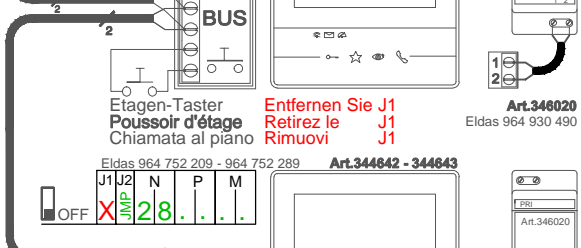


Eldas 964 752 209 - 964 752 289 **Art.344642 - 344643**

J1 J2 N P M
 OFF X J1 29 . . .

Entfernen Sie J1
 Retirez le J1
 Rimuovi J1

Art.346020
 Eldas 964 930 490

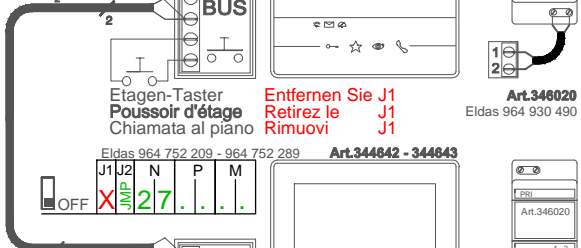


Eldas 964 752 209 - 964 752 289 **Art.344642 - 344643**

J1 J2 N P M
 OFF X J1 28 . . .

Entfernen Sie J1
 Retirez le J1
 Rimuovi J1

Art.346020
 Eldas 964 930 490



Eldas 964 752 209 - 964 752 289 **Art.344642 - 344643**

J1 J2 N P M
 OFF X J1 27 . . .

Entfernen Sie J1
 Retirez le J1
 Rimuovi J1

Art.346020
 Eldas 964 930 490

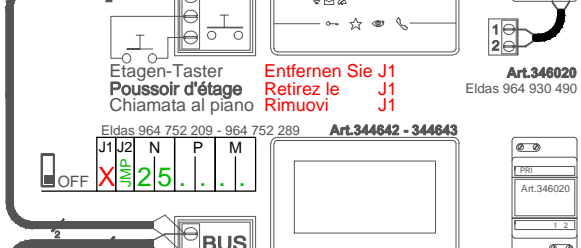


Eldas 964 752 209 - 964 752 289 **Art.344642 - 344643**

J1 J2 N P M
 OFF X J1 26 . . .

Entfernen Sie J1
 Retirez le J1
 Rimuovi J1

Art.346020
 Eldas 964 930 490



Eldas 964 752 209 - 964 752 289 **Art.344642 - 344643**

J1 J2 N P M
 OFF X J1 25 . . .

Entfernen Sie J1
 Retirez le J1
 Rimuovi J1

Art.346020
 Eldas 964 930 490

21 INT 1.4/00

*** 1-4 (Strang / Colonne montante / Montante)**
X (Entfernen Sie J1 / Retirez le J1 / Rimuovi J1)

Info: **Verdrillte kabel verwenden / Utiliser des câbles torsadés**
Utilizzare cavi twistati Art.336904 - Eldas 101 282 009

