

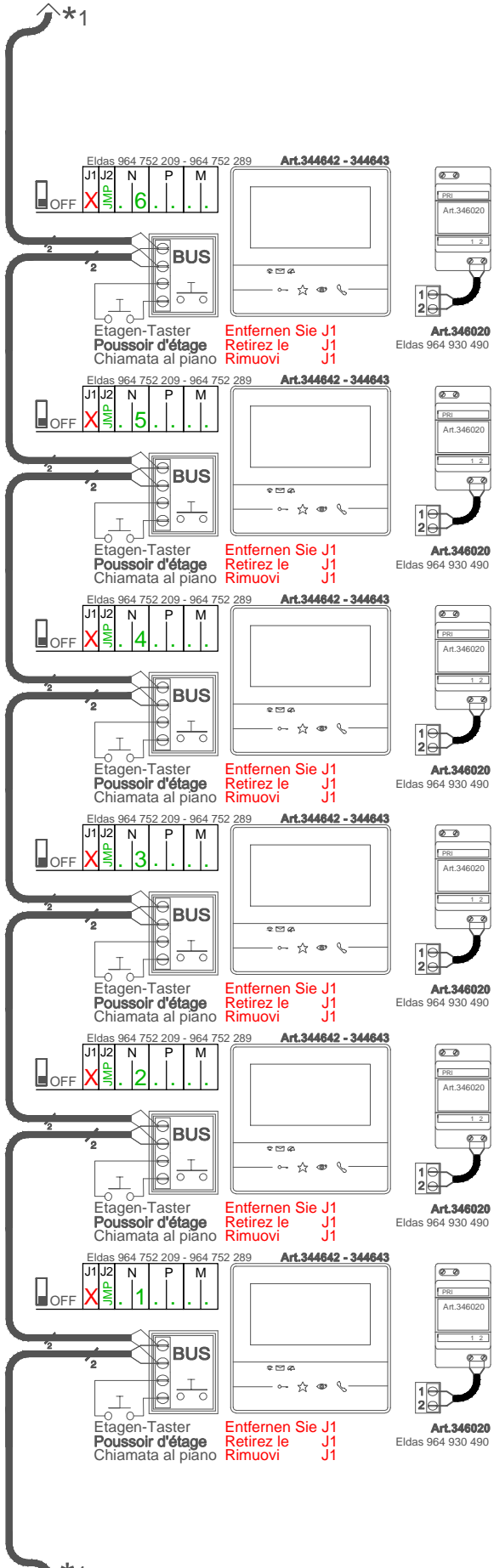
*** 1-4 (Strang / Colonne montante / Montante)**

X (Entfernen Sie J1 / Retirez le J1 / Rimuovi J1)

Info: Verdrillte kabel verwenden / Utiliser des câbles torsadés

Utilizzare cavi twistati Art.336904 - Eldas 101 282 009

21 INT 1.2/00

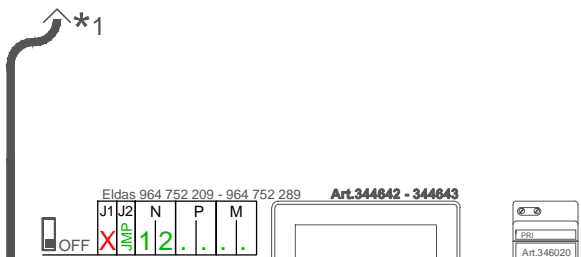


21 TAB 1.1/00

* 1-4 (Strang / Colonne montante / Montante)
 X (Entfernen Sie J1 / Retirez le J1 / Rimuovi J1)

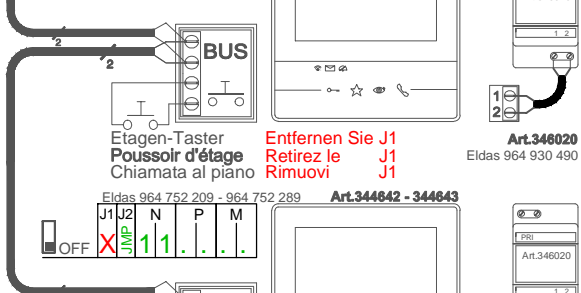
Info: Verdrillte kabel verwenden / Utiliser des câbles torsadés
 Utilizzare cavi twistati Art.336904 - Eldas 101 282 009

21 INT 1.3/00



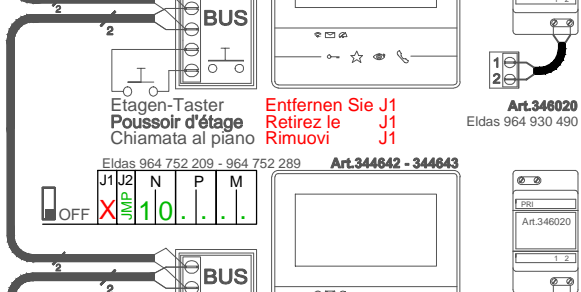
Eldas 964 752 209 - 964 752 289 **Art.344642 - 344643**

Etagen-Taster
Poussoir d'étage
 Chiamata al piano
Entfernen Sie J1
Retirez le J1
Rimuovi J1
Art.346020
 Eldas 964 930 490



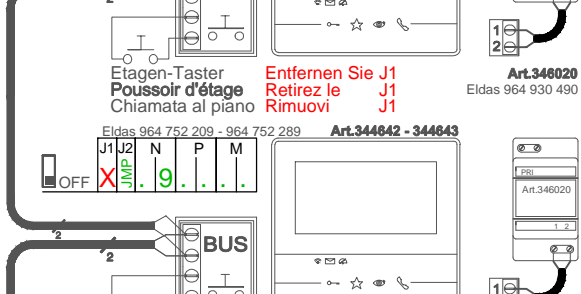
Eldas 964 752 209 - 964 752 289 **Art.344642 - 344643**

Etagen-Taster
Poussoir d'étage
 Chiamata al piano
Entfernen Sie J1
Retirez le J1
Rimuovi J1
Art.346020
 Eldas 964 930 490



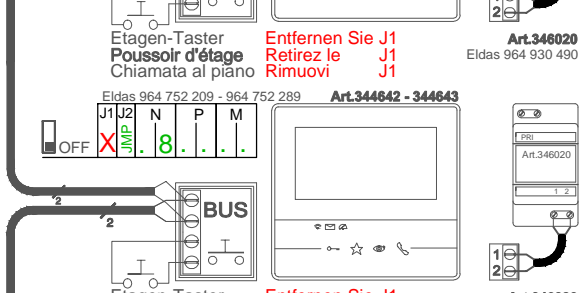
Eldas 964 752 209 - 964 752 289 **Art.344642 - 344643**

Etagen-Taster
Poussoir d'étage
 Chiamata al piano
Entfernen Sie J1
Retirez le J1
Rimuovi J1
Art.346020
 Eldas 964 930 490



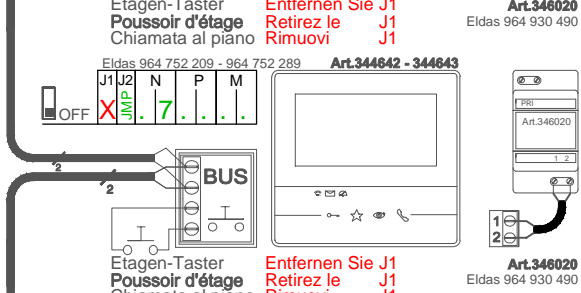
Eldas 964 752 209 - 964 752 289 **Art.344642 - 344643**

Etagen-Taster
Poussoir d'étage
 Chiamata al piano
Entfernen Sie J1
Retirez le J1
Rimuovi J1
Art.346020
 Eldas 964 930 490



Eldas 964 752 209 - 964 752 289 **Art.344642 - 344643**

Etagen-Taster
Poussoir d'étage
 Chiamata al piano
Entfernen Sie J1
Retirez le J1
Rimuovi J1
Art.346020
 Eldas 964 930 490



Eldas 964 752 209 - 964 752 289 **Art.344642 - 344643**

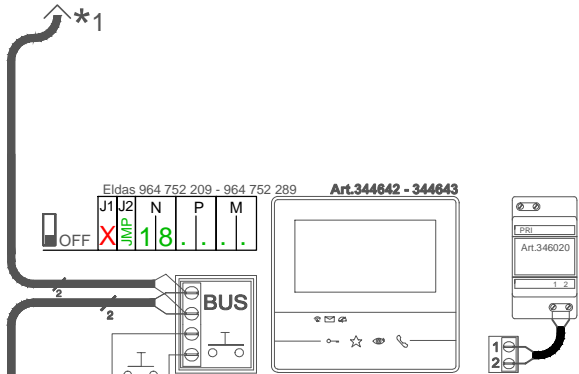
Etagen-Taster
Poussoir d'étage
 Chiamata al piano
Entfernen Sie J1
Retirez le J1
Rimuovi J1
Art.346020
 Eldas 964 930 490

21 INT 1.1/00

* 1-4 (Strang / Colonne montante / Montante)
X (Entfernen Sie J1 / Retirez le J1 / Rimuovi J1)

Info: Verdrillte kabel verwenden / Utiliser des câbles torsadés
 Utilizzare cavi twistati Art.336904 - Eldas 101 282 009

21 INT 1.4/00



Eldas 964 752 209 - 964 752 289

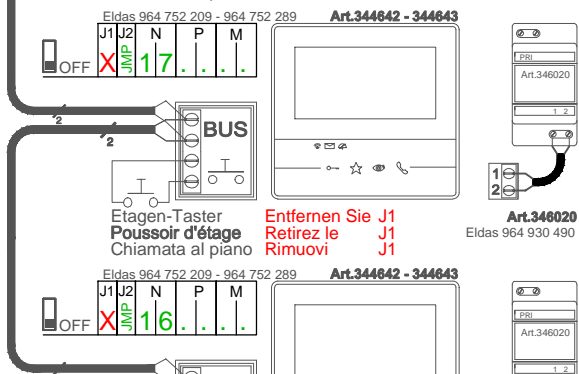
Art.344642 - 344643



Etagen-Taster
 Poussoir d'étage
 Chiamata al piano

Entfernen Sie J1
 Retirez le J1
 Rimuovi J1

Art.346020
 Eldas 964 930 490



Eldas 964 752 209 - 964 752 289

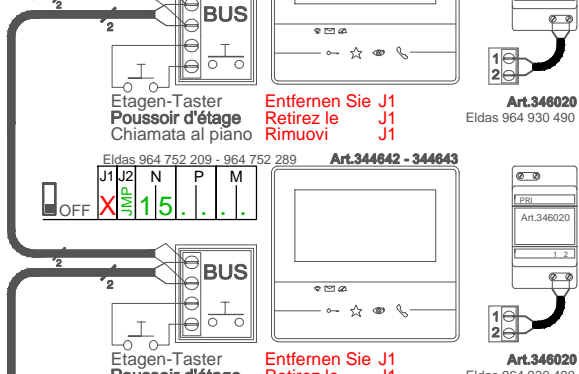
Art.344642 - 344643



Etagen-Taster
 Poussoir d'étage
 Chiamata al piano

Entfernen Sie J1
 Retirez le J1
 Rimuovi J1

Art.346020
 Eldas 964 930 490



Eldas 964 752 209 - 964 752 289

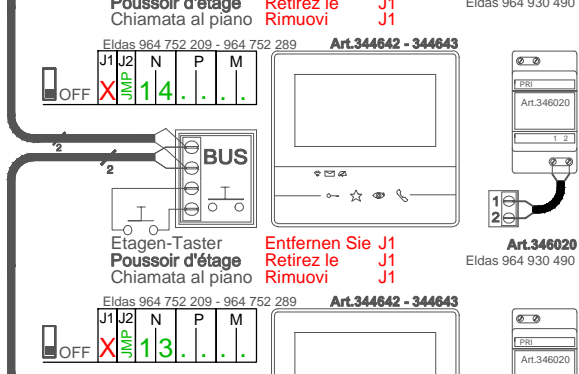
Art.344642 - 344643



Etagen-Taster
 Poussoir d'étage
 Chiamata al piano

Entfernen Sie J1
 Retirez le J1
 Rimuovi J1

Art.346020
 Eldas 964 930 490



Eldas 964 752 209 - 964 752 289

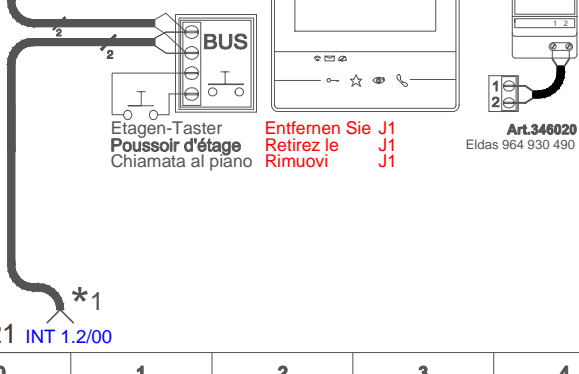
Art.344642 - 344643



Etagen-Taster
 Poussoir d'étage
 Chiamata al piano

Entfernen Sie J1
 Retirez le J1
 Rimuovi J1

Art.346020
 Eldas 964 930 490



Eldas 964 752 209 - 964 752 289

Art.344642 - 344643



Etagen-Taster
 Poussoir d'étage
 Chiamata al piano

Entfernen Sie J1
 Retirez le J1
 Rimuovi J1

Art.346020
 Eldas 964 930 490

21 INT 1.2/00

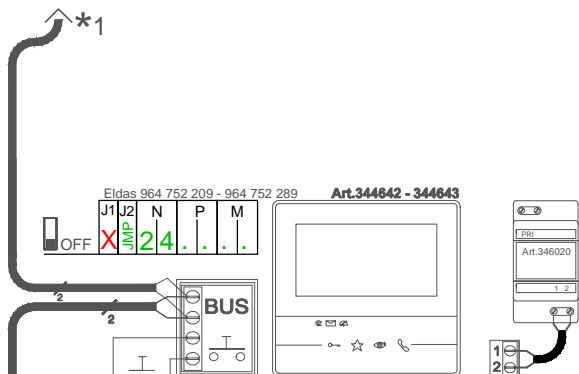
* 1-4 (Strang / Colonne montante / Montante)

X (Entfernen Sie J1 / Retirez le J1 / Rimuovi J1)

Info: Verdrillte kabel verwenden / Utiliser des câbles torsadés

Utilizzare cavi twistati Art.336904 - Eldas 101 282 009

21 INT 1.5/00

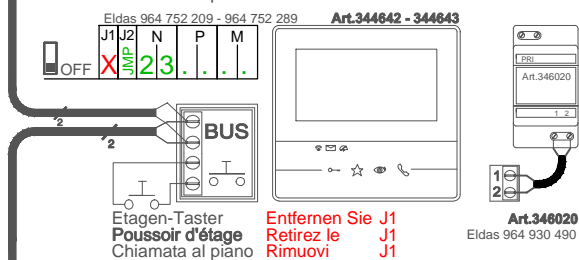


Eldas 964 752 209 - 964 752 289 **Art.344642 - 344643**

J1 J2 N P M
OFF X 24 . . .

**Entfernen Sie J1
Retirez le J1
Rimuovi J1**

Art.346020
Eldas 964 930 490

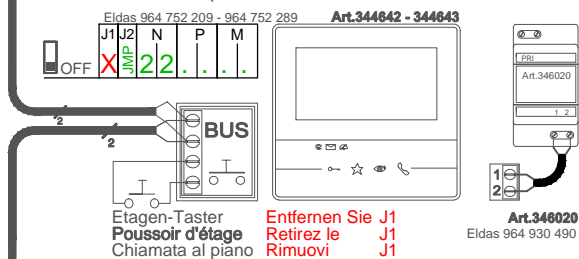


Eldas 964 752 209 - 964 752 289 **Art.344642 - 344643**

J1 J2 N P M
OFF X 23 . . .

**Entfernen Sie J1
Retirez le J1
Rimuovi J1**

Art.346020
Eldas 964 930 490

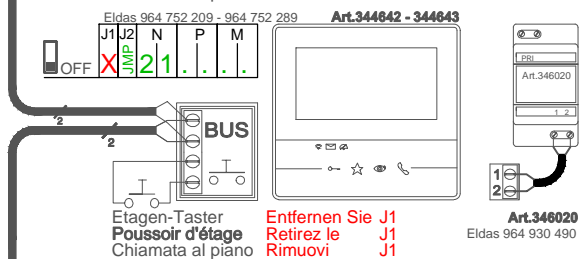


Eldas 964 752 209 - 964 752 289 **Art.344642 - 344643**

J1 J2 N P M
OFF X 22 . . .

**Entfernen Sie J1
Retirez le J1
Rimuovi J1**

Art.346020
Eldas 964 930 490

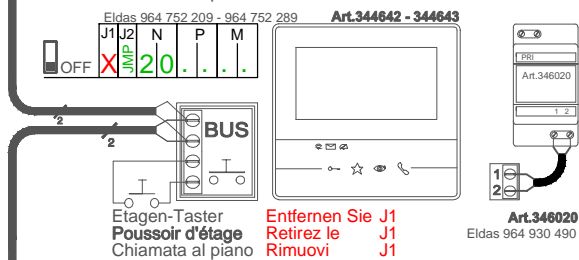


Eldas 964 752 209 - 964 752 289 **Art.344642 - 344643**

J1 J2 N P M
OFF X 21 . . .

**Entfernen Sie J1
Retirez le J1
Rimuovi J1**

Art.346020
Eldas 964 930 490

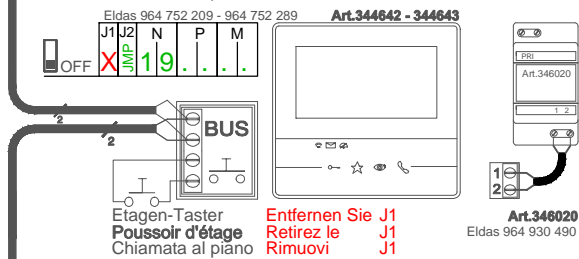


Eldas 964 752 209 - 964 752 289 **Art.344642 - 344643**

J1 J2 N P M
OFF X 20 . . .

**Entfernen Sie J1
Retirez le J1
Rimuovi J1**

Art.346020
Eldas 964 930 490



Eldas 964 752 209 - 964 752 289 **Art.344642 - 344643**

J1 J2 N P M
OFF X 19 . . .

**Entfernen Sie J1
Retirez le J1
Rimuovi J1**

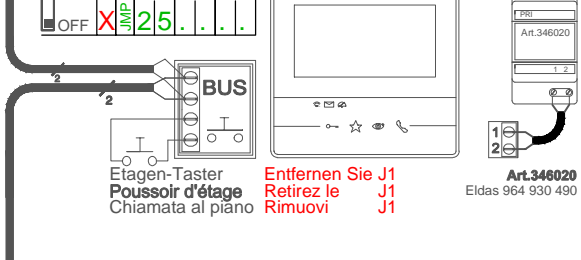
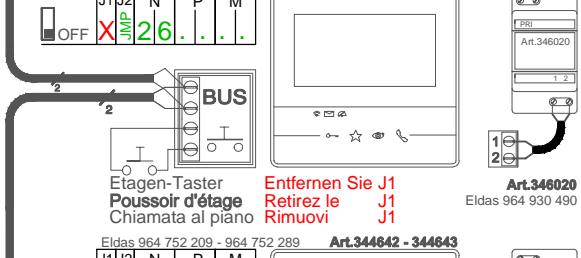
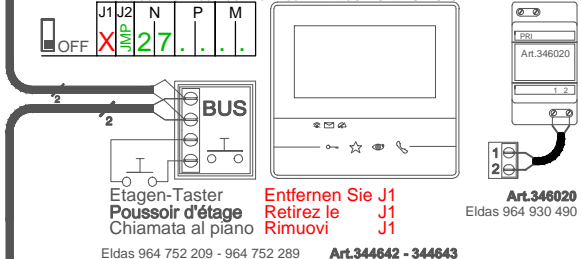
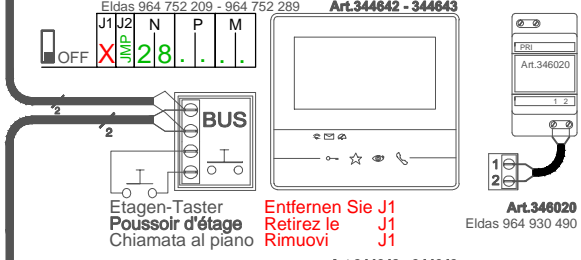
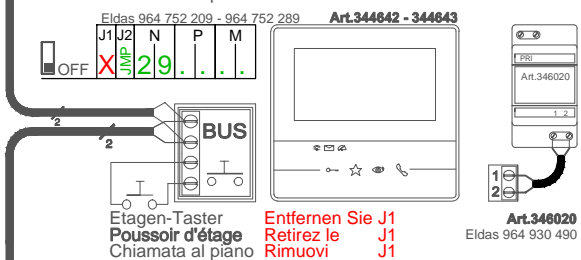
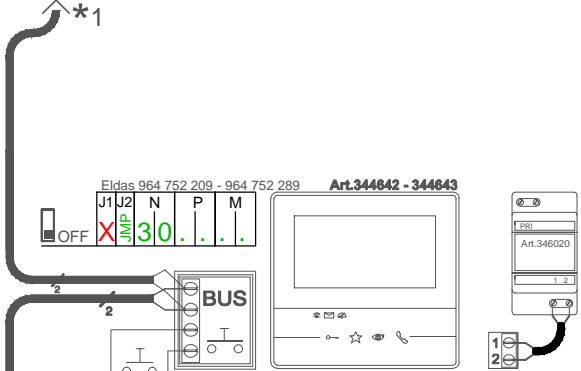
Art.346020
Eldas 964 930 490

21 INT 1.3/00

* 1-4 (Strang / Colonne montante / Montante)
X (Entfernen Sie J1 / Retirez le J1 / Rimuovi J1)

Info: Verdrillte kabel verwenden / Utiliser des câbles torsadés
 Utilizzare cavi twistati Art.336904 - Eldas 101 282 009

21 INT 1.6/00



21 INT 1.4/00

*** 1-4 (Strang / Colonne montante / Montante)**
X (Entfernen Sie J1 / Retirez le J1 / Rimuovi J1)

Info: Verdrillte kabel verwenden / Utiliser des câbles torsadés
 Utilizzare cavi twistati Art.336904 - Eldas 101 282 009

