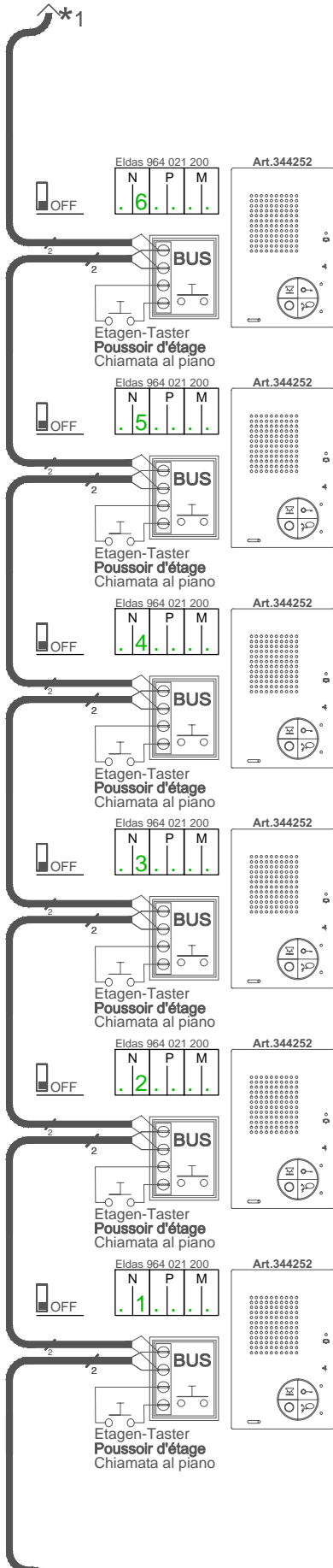


\* 1-4 (Strang / Colonne montante / Montante)

Info: **Verdrillte kabel verwenden / Utiliser des câbles torsadés**  
 Utilizzare cavi twistati Art.336904 - Eldas 101 282 009

21 INT 1.2/00

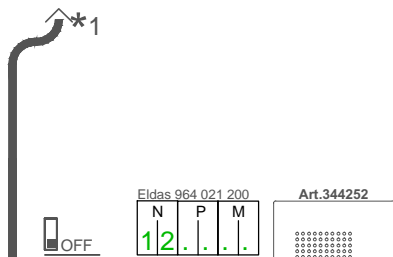


21 TAB 1.1/00

\* 1-4 (Strang / Colonne montante / Montante)


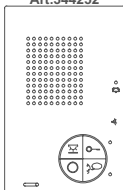
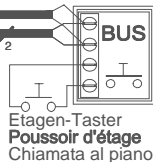
Info: **Verdrillte kabel verwenden / Utiliser des câbles torsadés**  
 Utilizzare cavi twistati Art.336904 - Eldas 101 282 009

21 INT 1.3/00




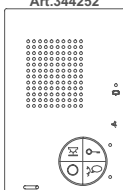
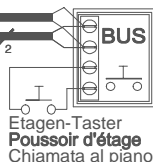
Eldas 964 021 200  
 N P M  
 12 . . .

Art.344252




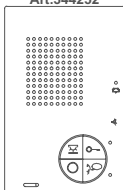
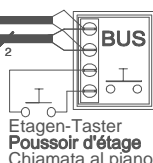
Eldas 964 021 200  
 N P M  
 11 . . .

Art.344252




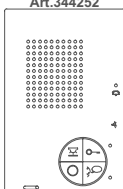
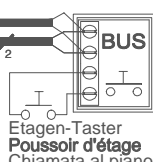
Eldas 964 021 200  
 N P M  
 10 . . .

Art.344252




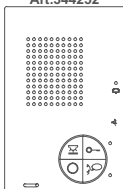
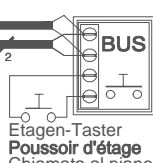
Eldas 964 021 200  
 N P M  
 9 . . .

Art.344252




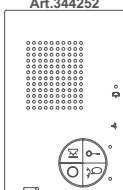
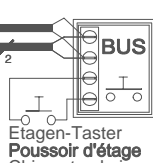
Eldas 964 021 200  
 N P M  
 8 . . .

Art.344252



Eldas 964 021 200  
 N P M  
 7 . . .

Art.344252



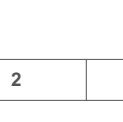
Eldas 964 021 200  
 N P M  
 6 . . .

Art.344252



Eldas 964 021 200  
 N P M  
 5 . . .

Art.344252



Eldas 964 021 200  
 N P M  
 4 . . .

Art.344252



Eldas 964 021 200  
 N P M  
 3 . . .

Art.344252




Eldas 964 021 200  
 N P M  
 2 . . .

Art.344252



Eldas 964 021 200  
 N P M  
 1 . . .

Art.344252



Eldas 964 021 200  
 N P M  
 0 . . .

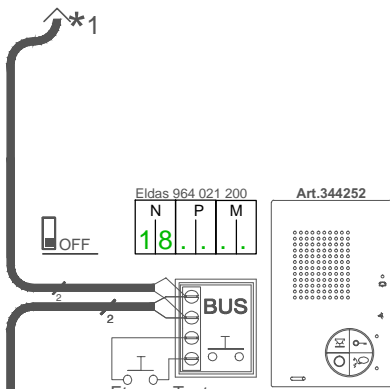
Art.344252



\* 1-4 (Strang / Colonne montante / Montante)

Info: **Verdrillte kabel verwenden / Utiliser des câbles torsadés**  
 Utilizzare cavi twistati Art.336904 - Eldas 101 282 009

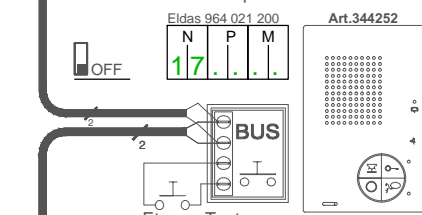
21 INT 1.4/00



Eldas 964 021 200  
 N P M  
 18 . . .

Art.344252

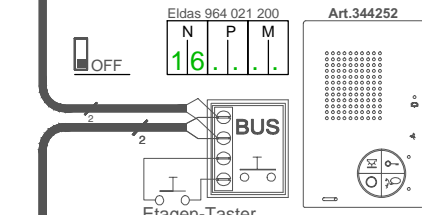
Etagen-Taster  
 Pousoir d'étage  
 Chiamata al piano



Eldas 964 021 200  
 N P M  
 17 . . .

Art.344252

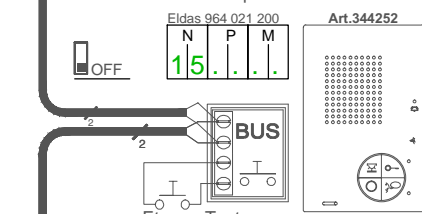
Etagen-Taster  
 Pousoir d'étage  
 Chiamata al piano



Eldas 964 021 200  
 N P M  
 16 . . .

Art.344252

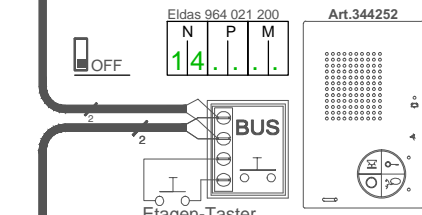
Etagen-Taster  
 Pousoir d'étage  
 Chiamata al piano



Eldas 964 021 200  
 N P M  
 15 . . .

Art.344252

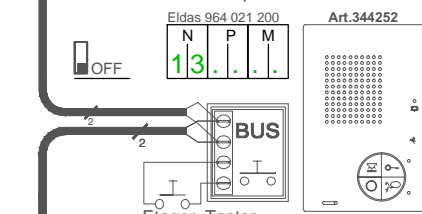
Etagen-Taster  
 Pousoir d'étage  
 Chiamata al piano



Eldas 964 021 200  
 N P M  
 14 . . .

Art.344252

Etagen-Taster  
 Pousoir d'étage  
 Chiamata al piano



Eldas 964 021 200  
 N P M  
 13 . . .

Art.344252

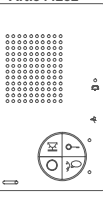
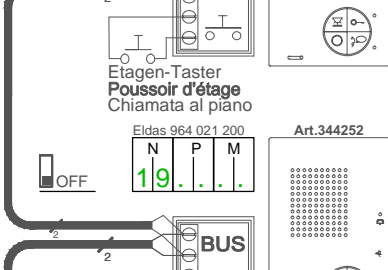
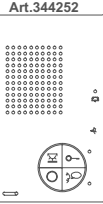
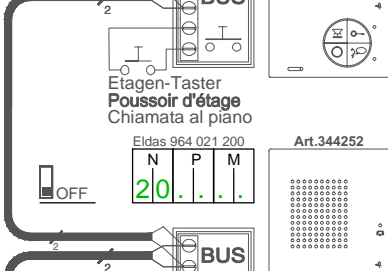
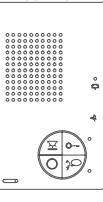
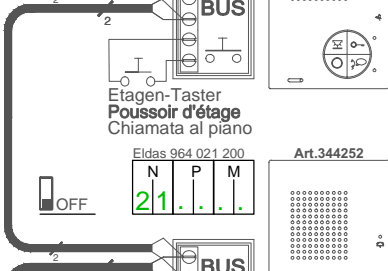
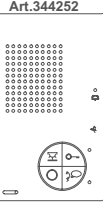
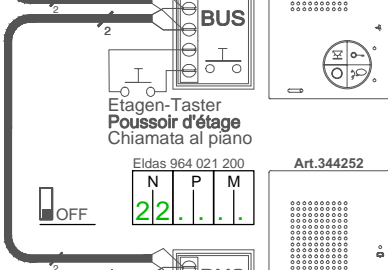

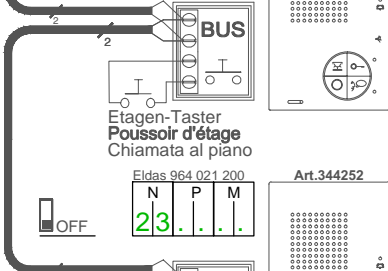
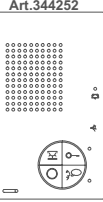
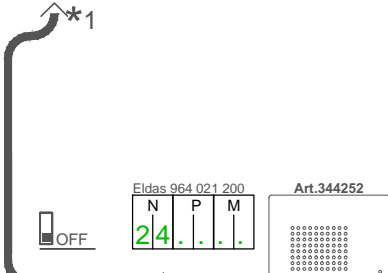
Etagen-Taster  
 Pousoir d'étage  
 Chiamata al piano

21 INT 1.2/00

\* 1-4 (Strang / Colonne montante / Montante)

Info: **Verdrillte kabel verwenden / Utiliser des câbles torsadés**  
 Utilizzare cavi twistati Art.336904 - Eldas 101 282 009

21 INT 1.5/00

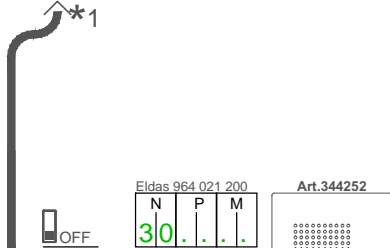


21 INT 1.3/00

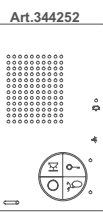
\* 1-4 (Strang / Colonne montante / Montante)

Info: **Verdrillte kabel verwenden / Utiliser des câbles torsadés**  
 Utilizzare cavi twistati Art.336904 - Eldas 101 282 009

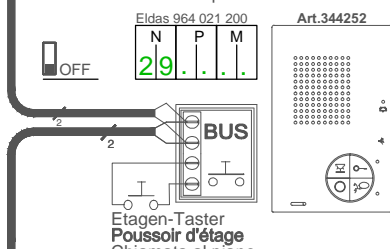
21 INT 1.6/00



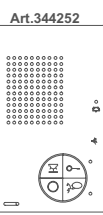
Eldas 964 021 200  
 N P M  
**30** . . .



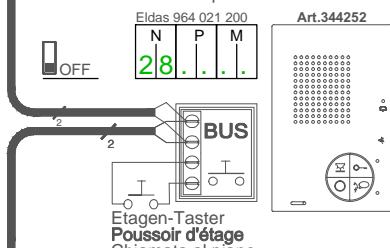
Etagen-Taster  
**Poussoir d'étage**  
 Chiamata al piano



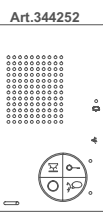
Eldas 964 021 200  
 N P M  
**29** . . .



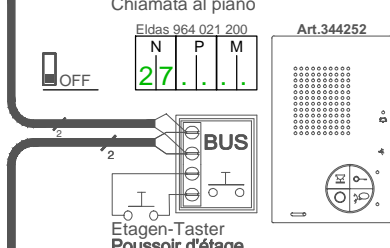
Etagen-Taster  
**Poussoir d'étage**  
 Chiamata al piano



Eldas 964 021 200  
 N P M  
**28** . . .



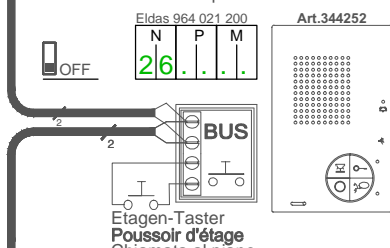
Etagen-Taster  
**Poussoir d'étage**  
 Chiamata al piano



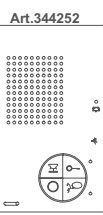
Eldas 964 021 200  
 N P M  
**27** . . .



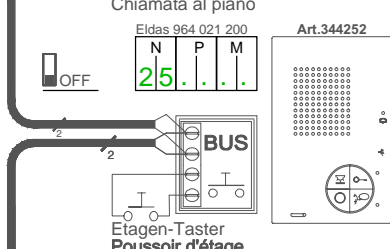
Etagen-Taster  
**Poussoir d'étage**  
 Chiamata al piano



Eldas 964 021 200  
 N P M  
**26** . . .



Etagen-Taster  
**Poussoir d'étage**  
 Chiamata al piano



Eldas 964 021 200  
 N P M  
**25** . . .

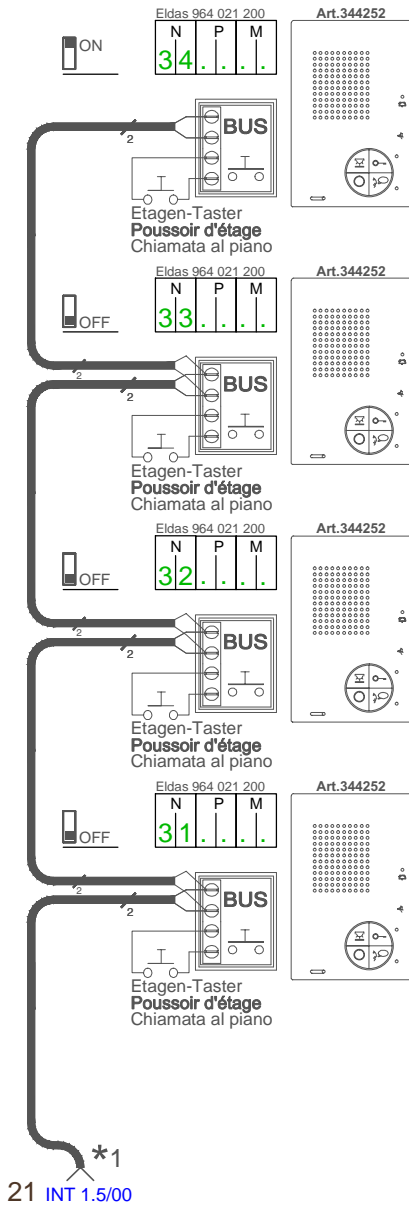


Etagen-Taster  
**Poussoir d'étage**  
 Chiamata al piano

21 INT 1.4/00

\* 1-4 (Strang / Colonne montante / Montante)

Info: **Verdrillte kabel verwenden / Utiliser des câbles torsadés**  
 Utilizzare cavi twistati Art.336904 - Eldas 101 282 009



21 INT 1.5/00