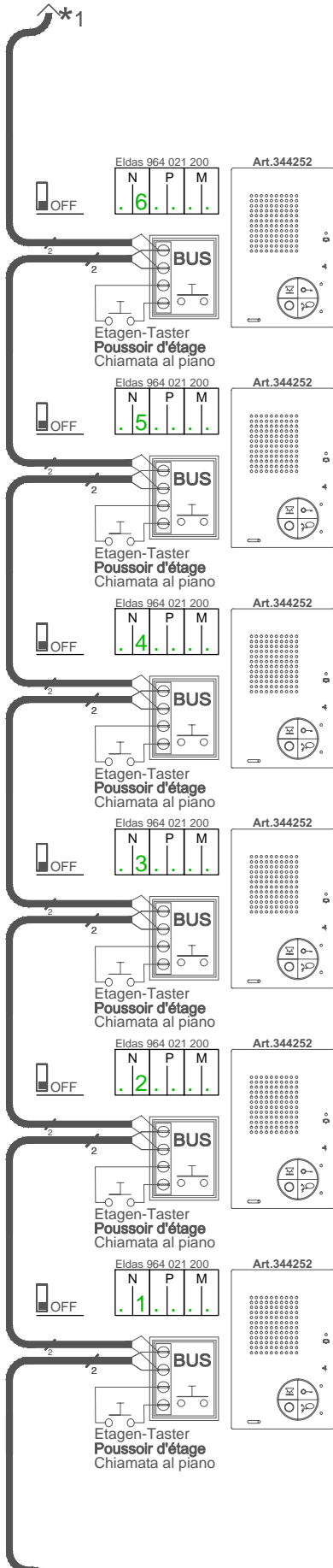


* 1-4 (Strang / Colonne montante / Montante)

Info: **Verdrillte kabel verwenden / Utiliser des câbles torsadés**
 Utilizzare cavi twistati Art.336904 - Eldas 101 282 009

21 INT 1.2/00

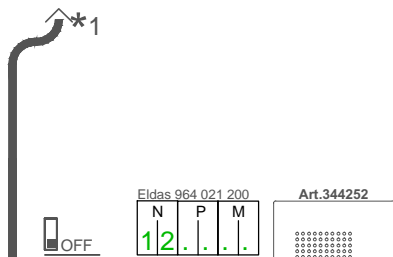


21 TAB 1.1/00

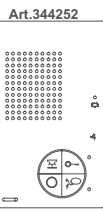
* 1-4 (Strang / Colonne montante / Montante)

Info: **Verdrillte kabel verwenden / Utiliser des câbles torsadés**
 Utilizzare cavi twistati Art.336904 - Eldas 101 282 009

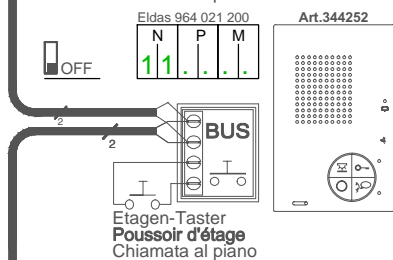
21 INT 1.3/00



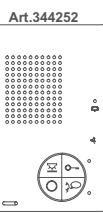
Eldas 964 021 200
 N P M
 12 . . .



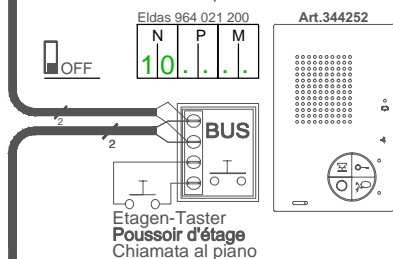
Etagen-Taster
Poussoir d'étage
 Chiamata al piano



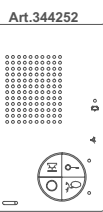
Eldas 964 021 200
 N P M
 11 . . .



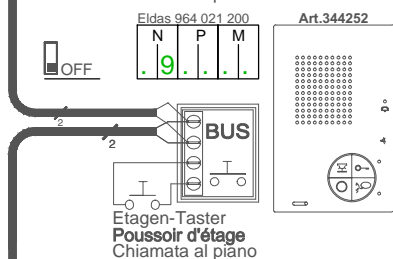
Etagen-Taster
Poussoir d'étage
 Chiamata al piano



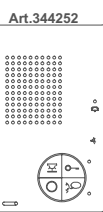
Eldas 964 021 200
 N P M
 10 . . .



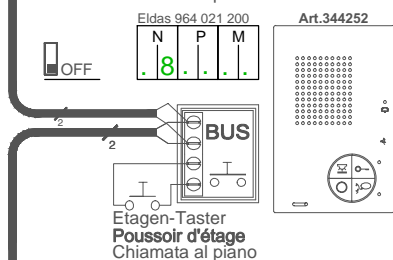
Etagen-Taster
Poussoir d'étage
 Chiamata al piano




Eldas 964 021 200
 N P M
 9 . . .



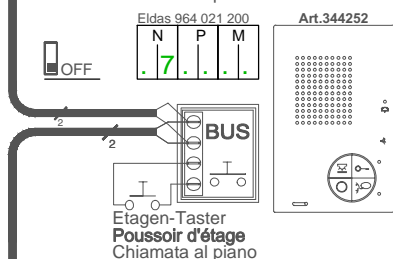
Etagen-Taster
Poussoir d'étage
 Chiamata al piano



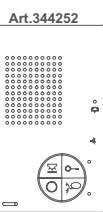
Eldas 964 021 200
 N P M
 8 . . .



Etagen-Taster
Poussoir d'étage
 Chiamata al piano



Eldas 964 021 200
 N P M
 7 . . .



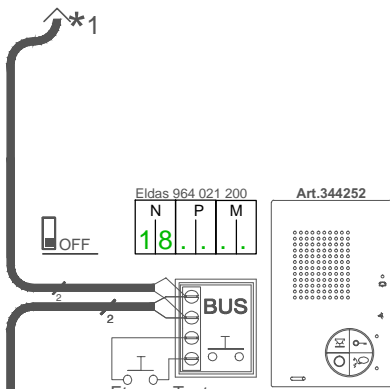
Etagen-Taster
Poussoir d'étage
 Chiamata al piano

21 INT 1.1/00

* 1-4 (Strang / Colonne montante / Montante)

Info: **Verdrillte kabel verwenden / Utiliser des câbles torsadés**
 Utilizzare cavi twistati Art.336904 - Eldas 101 282 009

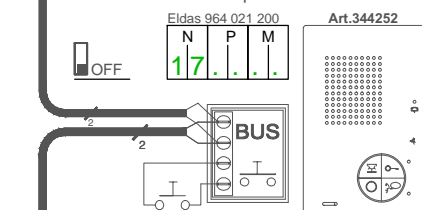
21 INT 1.4/00



Eldas 964 021 200
 N P M
 18 . . .

Art.344252

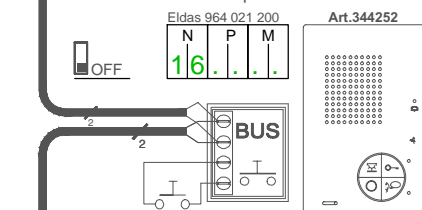
Etagen-Taster
 Pousoir d'étage
 Chiamata al piano



Eldas 964 021 200
 N P M
 17 . . .

Art.344252

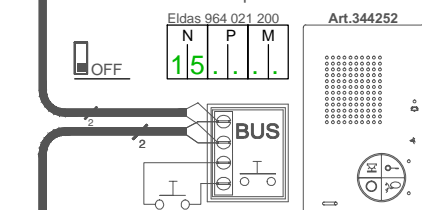
Etagen-Taster
 Pousoir d'étage
 Chiamata al piano



Eldas 964 021 200
 N P M
 16 . . .

Art.344252

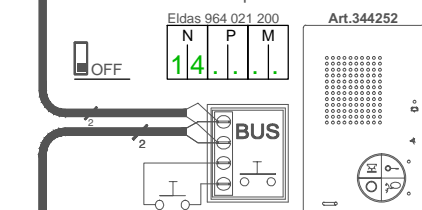
Etagen-Taster
 Pousoir d'étage
 Chiamata al piano



Eldas 964 021 200
 N P M
 15 . . .

Art.344252

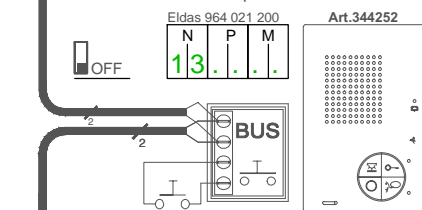
Etagen-Taster
 Pousoir d'étage
 Chiamata al piano



Eldas 964 021 200
 N P M
 14 . . .

Art.344252


Etagen-Taster
 Pousoir d'étage
 Chiamata al piano



Eldas 964 021 200
 N P M
 13 . . .

Art.344252

Etagen-Taster
 Pousoir d'étage
 Chiamata al piano

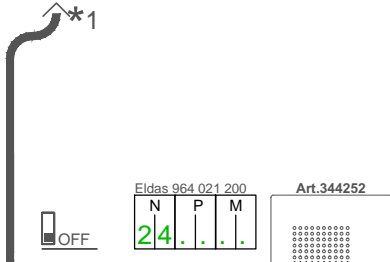


21 INT 1.2/00

* 1-4 (Strang / Colonne montante / Montante)

Info: **Verdrillte kabel verwenden / Utiliser des câbles torsadés**
 Utilizzare cavi twistati Art.336904 - Eldas 101 282 009

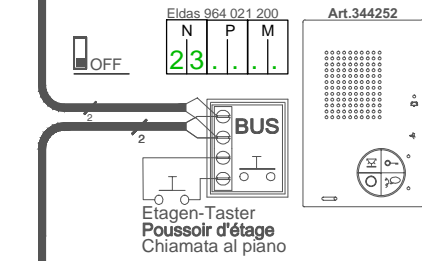
21 INT 1.5/00



Eldas 964 021 200
 N P M
 24

Art. 344252

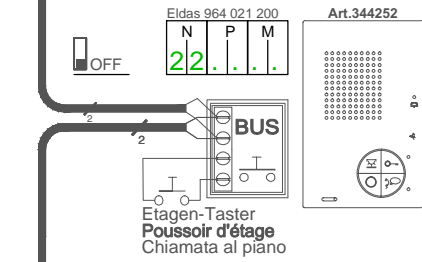
Etagen-Taster
Poussoir d'étage
 Chiamata al piano



Eldas 964 021 200
 N P M
 23

Art. 344252

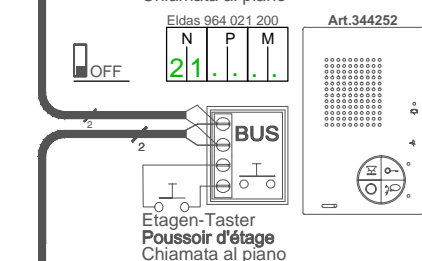
Etagen-Taster
Poussoir d'étage
 Chiamata al piano



Eldas 964 021 200
 N P M
 22

Art. 344252

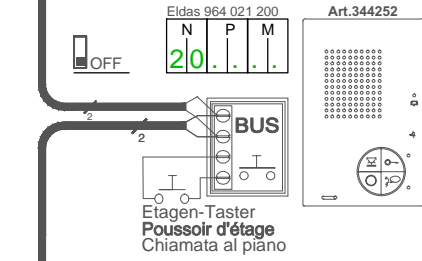
Etagen-Taster
Poussoir d'étage
 Chiamata al piano



Eldas 964 021 200
 N P M
 21

Art. 344252

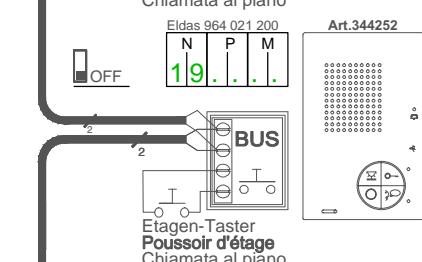
Etagen-Taster
Poussoir d'étage
 Chiamata al piano



Eldas 964 021 200
 N P M
 20

Art. 344252

Etagen-Taster
Poussoir d'étage
 Chiamata al piano



Eldas 964 021 200
 N P M
 19

Art. 344252

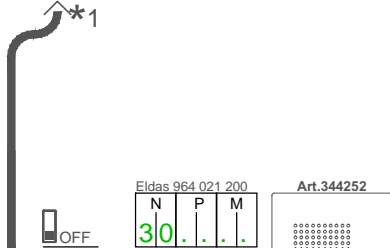
Etagen-Taster
Poussoir d'étage
 Chiamata al piano

21 INT 1.3/00

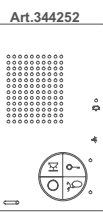
* 1-4 (Strang / Colonne montante / Montante)

Info: **Verdrillte kabel verwenden / Utiliser des câbles torsadés**
 Utilizzare cavi twistati Art.336904 - Eldas 101 282 009

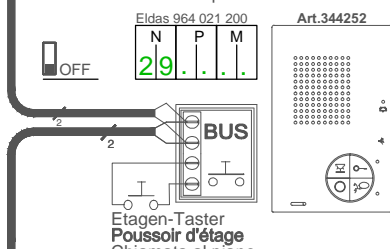
21 INT 1.6/00



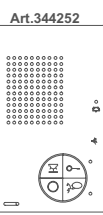
Eldas 964 021 200
 N P M
30 . . .



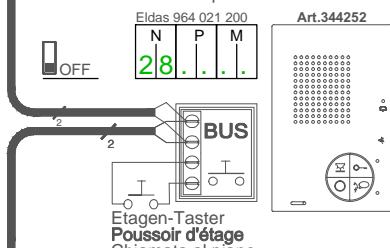
Etagen-Taster
Poussoir d'étage
 Chiamata al piano



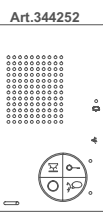
Eldas 964 021 200
 N P M
29 . . .



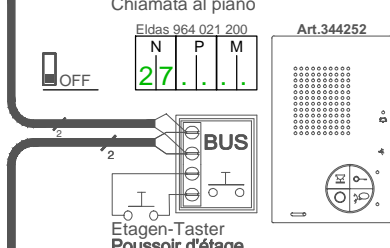
Etagen-Taster
Poussoir d'étage
 Chiamata al piano



Eldas 964 021 200
 N P M
28 . . .



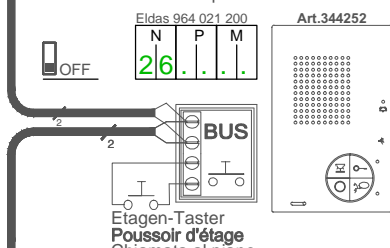
Etagen-Taster
Poussoir d'étage
 Chiamata al piano



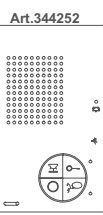
Eldas 964 021 200
 N P M
27 . . .



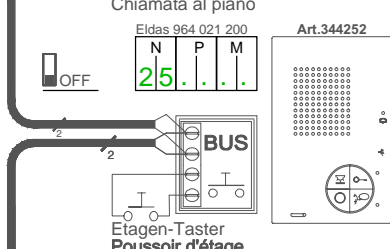
Etagen-Taster
Poussoir d'étage
 Chiamata al piano



Eldas 964 021 200
 N P M
26 . . .



Etagen-Taster
Poussoir d'étage
 Chiamata al piano



Eldas 964 021 200
 N P M
25 . . .



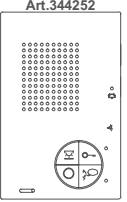
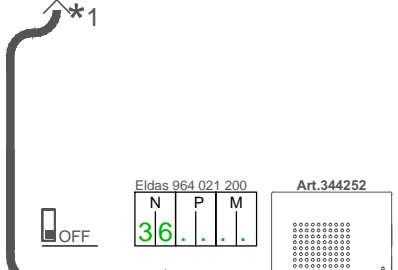
Etagen-Taster
Poussoir d'étage
 Chiamata al piano

21 INT 1.4/00

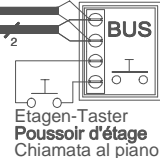
* 1-4 (Strang / Colonne montante / Montante)

Info: **Verdrillte kabel verwenden / Utiliser des câbles torsadés**
 Utilizzare cavi twistati Art.336904 - Eldas 101 282 009

21 INT 1.7/00



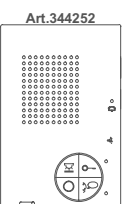
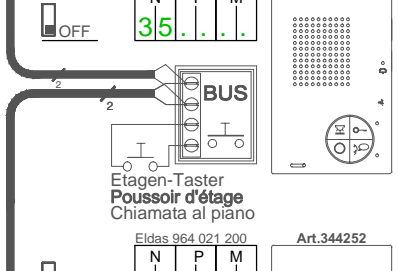
Eldas 964 021 200
 N P M
36 . . .



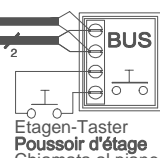
2

2

21 INT 1.5/00



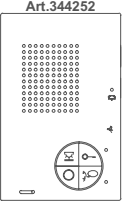
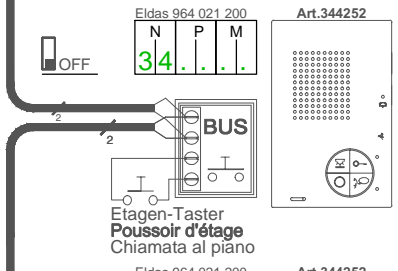
Eldas 964 021 200
 N P M
35 . . .



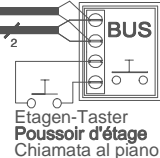
2

2

21 INT 1.4/00



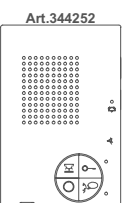
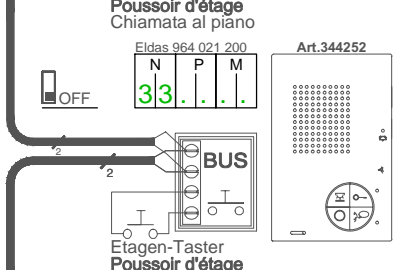
Eldas 964 021 200
 N P M
34 . . .



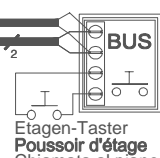
2

2

21 INT 1.3/00



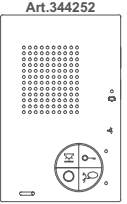
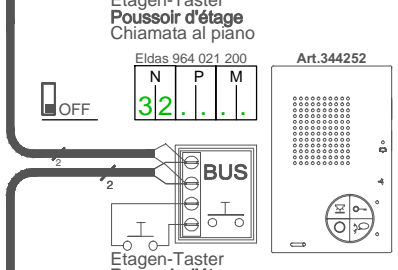
Eldas 964 021 200
 N P M
33 . . .



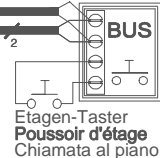
2

2

21 INT 1.2/00



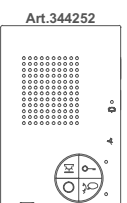
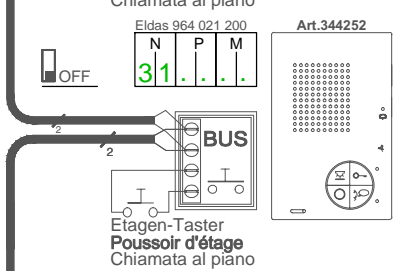
Eldas 964 021 200
 N P M
32 . . .



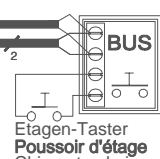
2

2

21 INT 1.1/00



Eldas 964 021 200
 N P M
31 . . .



2

2

21 INT 1.0/00

*1

* 1-4 (Strang / Colonne montante / Montante)

Info: **Verdrillte kabel verwenden / Utiliser des câbles torsadés**
 Utilizzare cavi twistati Art.336904 - Eldas 101 282 009

